







**Products:** [EC](#) <sup>[1]</sup>

**Topics:** [FAQs](#)

1. Press and hold down the ,  and  buttons.
2. Press and release the RESET button in the lower wiring compartment.
3. Wait 2 seconds and release the ,  and  buttons. The display should now show 12:00a.m.
4. All the memory has been cleared and the controller may now be reprogrammed.

#### Rate this Article:



No votes yet

#### Related Links

---

Source URL (retrieved on *01/31/2015 - 22:20*): <http://www.hunterindustries.com/support/resetting-ec-controller>

#### Links:

[1] <http://www.hunterindustries.com/irrigation-product/discontinued-models/ec>