













**Products:** [SRC / SRC Plus](#) [1]

**Topics:** [FAQs](#)

## SRC Reset

1. Unplug the controller's transformer and remove the battery.
2. Press and hold down the ,  and  buttons.
3. Plug the controller's transformer back in.
4. Release the ,  and  buttons. The display should now show 12:00a.m.
5. All the memory has been cleared and the controller may now be reprogrammed. Reinstall the battery.

## SRC Plus Reset

1. Press and hold down the ,  and  buttons.
2. Press and release the RESET button in the lower wiring compartment.
3. Release the ,  and  buttons. The display should now show 12:00a.m.
4. All the memory has been cleared and the controller may now be reprogrammed.

### Rate this Article:



Average: 3.5 (2 votes)

## Related Links

---

Source URL (retrieved on *01/26/2015 - 09:17*): <http://www.hunterindustries.com/support/resetting-src-controllers>

### Links:

[1] <http://www.hunterindustries.com/irrigation-product/discontinued-models/src-src-plus>

