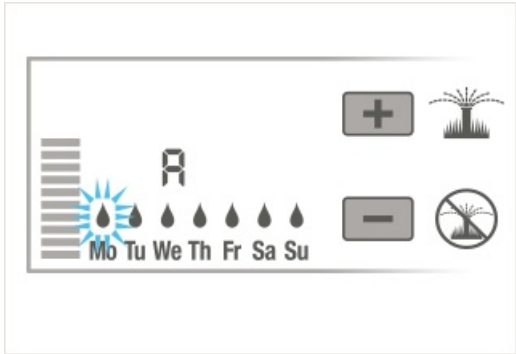



Products: X-Core [1]

Topics: FAQs, Installation Procedures



Step 1



With the  cursor on a specific day (the cursor will always start with MO), press the **plus (+)** button to activate a particular day of the week to water. Press the **minor (-)** button to cancel watering for that day. After pressing a button the cursor automatically advances to the next day.

Step 2



Repeat step 1 until all desired days have been selected. The selected days will show a  to indicate their status is "ON". The last  is the last day of watering for that program.

Rate this Article:



No votes yet

Related Links

Source URL (retrieved on 01/28/2015 - 14:25): <http://www.hunterindustries.com/support/x-core-selecting-specific-days-week-water>

Links:

[1] <http://www.hunterindustries.com/irrigation-product/controllers/x-core>