

G-80-B

With a wide range of performance to choose from, the B Series rotors are easy on the budget

KEY BENEFITS

- Dedicated, true full-circle model distinguished by a black collar
- Exclusive PressurePort™ Nozzle Technology optimizes incoming pressure at each nozzle to increase consistency and maximize distribution uniformity
- High-torque gear drive is the strongest in the industry to mitigate the challenges of debris infiltration



MODEL SPECIFICATIONS

- Full circle

MODEL VARIATIONS

B = Block checks up to 3 m in elevation change

NOZZLE RANGE

- #25 to #53

NOZZLE CHOICE

- 6 standard trajectory (25 degrees)

OPERATING SPECIFICATIONS











- Discharge rate: 5.11 - 13.15 m³/hr, 85.2 - 219.2 l/min
- Radius: 20.4 - 26.8 m
- Pressure range: 4.5 - 6.9 Bar, 450 - 689 kPa
- Pressure rating: 1000 kPa













G80B

Overall Height	24.5 cm
Pop-up Height	8 cm
Flange Diameter	13.7 cm
Inlet Size	1-1/4" Female ACME

TTS-880 / G-880 / G-80B Nozzle Performance Data

TTS-880 / G-880 / G-80B NOZZLE PERFORMANCE DATA* - METRIC									
Nozzle			Pressure		Radius m	Flow		Precip mm/hr	
			bar	kPa		m ³ /hr	l/min	■	▲
 Tan 803611	15 • White	 Grey 315317	3.4	344	14.9	3.23	53.8	14.5	16.7
			4.1	413	15.5	3.57	59.4	14.8	17.0
			4.5	450	15.9	3.73	62.1	14.8	17.1
			4.8	482	16.2	3.86	64.4	14.8	17.1
			5.5	551	16.8	4.13	68.9	14.7	17.0
 Tan 803611	18 • Orange	 Grey 315317	3.4	344	17.1	3.91	65.1	13.4	15.5
			4.1	413	17.7	4.28	71.3	13.7	15.8
			4.5	450	18.0	4.48	74.6	13.8	16.0
			4.8	482	18.3	4.54	75.7	13.6	15.7
			5.5	551	18.6	4.82	80.3	13.9	16.1
 Tan 803611	20 • Brown	 Grey 3153147	3.4	344	17.4	4.18	69.7	13.8	16.0
			4.1	413	18.0	4.61	76.8	14.3	16.5
			4.5	450	18.6	4.86	81.0	14.1	16.2
			4.8	482	19.2	4.91	81.8	13.3	15.4
			5.5	551	19.5	5.16	85.9	13.5	15.6
 Tan 803611	23 • Green	 Lt. Blue 315311	3.4	344	19.2	4.91	81.8	13.3	15.4
			4.1	413	19.8	5.22	87.1	13.3	15.4
			4.5	450	20.1	5.45	90.8	13.5	15.6
			4.8	482	20.4	5.66	94.3	13.6	15.7
			5.5	551	20.7	6.04	100.7	14.1	16.2
 Tan 803611	25 • Blue	 Lt. Blue 315311	4.5	450	21.6	6.50	108.3	13.9	16.0
			4.8	482	22.3	6.75	112.5	13.6	15.7
			5.5	551	22.6	7.19	119.8	14.1	16.3
			6.2	620	22.9	7.65	127.5	14.6	16.9
			6.9	689	23.5	8.12	135.3	14.7	17.0

Tan  803611	33 • Grey	Lt. Blue  315311	4.5	450	22.6	7.02	117.0	13.8	15.9
			4.8	482	22.9	7.27	121.1	13.9	16.1
			5.5	551	23.5	7.77	129.5	14.1	16.3
			6.2	620	24.1	8.22	137.0	14.2	16.4
			6.9	689	24.7	8.68	144.6	14.2	16.4
Tan  803611	38 • Red	Lt. Blue  315311	4.5	450	23.5	7.97	132.9	14.5	16.7
			4.8	482	24.1	8.31	138.5	14.3	16.6
			5.5	551	25.0	8.84	147.3	14.1	16.3
			6.2	620	25.6	9.38	156.3	14.3	16.5
			6.9	689	26.5	9.90	165.0	14.1	16.3
Tan  803611	43 • Dk. Brown	Blue  315311	-	-	-	-	-	-	-
			4.8	482	25.3	9.38	156.3	14.7	16.9
			5.5	551	25.9	9.90	165.0	14.8	17.0
			6.2	620	26.5	10.52	175.3	15.0	17.3
			6.9	689	27.1	11.09	184.7	15.1	17.4
Dk. Brown  803610	48 • Dk. Green	Dk. Blue  833500	-	-	-	-	-	-	-
			4.8	482	27.4	10.65	177.5	14.2	16.3
			5.5	551	28.0	11.11	185.1	14.1	16.3
			6.2	620	28.7	11.46	191.0	14.0	16.1
			6.9	689	29.3	12.15	202.5	14.2	16.4
Dk. Brown  803610	53 • Dk. Blue	Dk. Blue  833500	-	-	-	-	-	-	-
			4.8	482	27.7	11.31	188.5	14.7	17.0
			5.5	551	28.3	11.86	197.7	14.8	17.0
			6.2	620	29.0	12.61	210.1	15.0	17.4
			6.9	689	29.6	13.29	221.4	15.2	17.6

Note: Nozzle plug P/N 315300 installed in the front side of the nozzle housing.

* Preliminary performance data.

Copyright © 2023 Hunter Industries™. All rights reserved.

<https://www.hunterindustries.com/en-metric/irrigation-product/golf-rotors/g-80-b-120523>