

GT-880

These rotors have Total-Top-Serviceability, powerful G-800 Series gear drives, and the largest flange compartment in the industry to accommodate all two-way module components.

KEY BENEFITS

- Dedicated, true full-circle model distinguished by a black collar
- Extra-large, fast access flange compartment to accommodate full-size DBRY-6 Splice Connectors and an integrated PilotTwo-Way Module
- Solenoid and pressure regulator are serviceable without system depressurization
- Exclusive PressurePort™ Nozzle Technology optimizes incoming pressure at each nozzle to increase consistency and maximize distribution uniformity
- High-torque gear drive is the strongest in the industry to mitigate the challenges of debris infiltration
- Proprietary Filter Sentry™ Mechanism cleans the filter with every opening and closing cycle



OPERATING SPECIFICATIONS



















- Radius: 14.9 to 29.6 m
- Flow: 3.23 to 13.29m³/hr; 53.8 to 221.4 l/min
- Pressure range: 3.4 to 6.9 bar; 340 to 690 kPa
- All TTS rotors are pressure rated at 10 bar; 1,000 kPa



OPTIONS

- **C** - Check-O-Matic checks up to 8 m in elevation change and readily converts to Normally Open Hydraulic with through the top connections
- **D** - Decoder Valve-in-Head with all "E" specifications below*
- **DD** - Two-station Decoder Valve-in-Head with all "E" specifications below*
- **E** - Electric Valve-in-Head with adjustable pressure regulation, on-off-auto selector, 210 mA (370 mA inrush) 50 Hz; 190 mA (350 mA inrush) 60 Hz solenoid with captive plunger and internal downstream bleed

*All DIH rotors include two 3M DBRY-6 splices for connection to the two-wire path.

TTS-880 / G-880 / G-80B NOZZLE PERFORMANCE DATA* - METRIC

Nozzle			Pressure		Radius	Flow		Precip mm/hr	
			bar	kPa	m	m ³ /hr	l/min	■	▲
Tan  803611	15 ° White	Grey  315317	3.4	344	14.9	3.23	53.8	14.5	16.7
			4.1	413	15.5	3.57	59.4	14.8	17.0
			4.5	450	15.9	3.73	62.1	14.8	17.1
			4.8	482	16.2	3.86	64.4	14.8	17.1
			5.5	551	16.8	4.13	68.9	14.7	17.0
Tan  803611	18 ° Orange	Grey  315317	3.4	344	17.1	3.91	65.1	13.4	15.5
			4.1	413	17.7	4.28	71.3	13.7	15.8
			4.5	450	18.0	4.48	74.6	13.8	16.0
			4.8	482	18.3	4.54	75.7	13.6	15.7
			5.5	551	18.6	4.82	80.3	13.9	16.1
Tan  803611	20 ° Brown	Grey  3153147	3.4	344	17.4	4.18	69.7	13.8	16.0
			4.1	413	18.0	4.61	76.8	14.3	16.5
			4.5	450	18.6	4.86	81.0	14.1	16.2
			4.8	482	19.2	4.91	81.8	13.3	15.4
			5.5	551	19.5	5.16	85.9	13.5	15.6
Tan  803611	23 ° Green	Lt. Blue  315311	3.4	344	19.2	4.91	81.8	13.3	15.4
			4.1	413	19.8	5.22	87.1	13.3	15.4
			4.5	450	20.1	5.45	90.8	13.5	15.6
			4.8	482	20.4	5.66	94.3	13.6	15.7
			5.5	551	20.7	6.04	100.7	14.1	16.2
Tan  803611	25 ° Blue	Lt. Blue  315311	4.5	450	21.6	6.50	108.3	13.9	16.0
			4.8	482	22.3	6.75	112.5	13.6	15.7
			5.5	551	22.6	7.19	119.8	14.1	16.3
			6.2	620	22.9	7.65	127.5	14.6	16.9
			6.9	689	23.5	8.12	135.3	14.7	17.0
Tan  803611	33 ° Grey	Lt. Blue  315311	4.5	450	22.6	7.02	117.0	13.8	15.9
			4.8	482	22.9	7.27	121.1	13.9	16.1
			5.5	551	23.5	7.77	129.5	14.1	16.3
			6.2	620	24.1	8.22	137.0	14.2	16.4
			6.9	689	24.7	8.68	144.6	14.2	16.4
Tan  803611	38 ° Red	Lt. Blue  315311	4.5	450	23.5	7.97	132.9	14.5	16.7
			4.8	482	24.1	8.31	138.5	14.3	16.6
			5.5	551	25.0	8.84	147.3	14.1	16.3
			6.2	620	25.6	9.38	156.3	14.3	16.5
			6.9	689	26.5	9.90	165.0	14.1	16.3
Tan  803611	43 ° Dk. Brown	Blue  315311	-	-	-	-	-	-	-
			4.8	482	25.3	9.38	156.3	14.7	16.9
			5.5	551	25.9	9.90	165.0	14.8	17.0
			6.2	620	26.5	10.52	175.3	15.0	17.3
			6.9	689	27.1	11.09	184.7	15.1	17.4
Dk. Brown  803610	48 ° Dk. Green	Dk. Blue  833500	-	-	-	-	-	-	-
			4.8	482	27.4	10.65	177.5	14.2	16.3
			5.5	551	28.0	11.11	185.1	14.1	16.3
			6.2	620	28.7	11.46	191.0	14.0	16.1

6.9	689	29.3	12.15	202.5	14.2	16.4			
Dk. Brown  803610	53 • Dk. Blue	Dk. Blue  833500	-	-	-	-	-	-	-
			4.8	482	27.7	11.31	188.5	14.7	17.0
			5.5	551	28.3	11.86	197.7	14.8	17.0
			6.2	620	29.0	12.61	210.1	15.0	17.4
			6.9	689	29.6	13.29	221.4	15.2	17.6

Note: Nozzle plug P/N 315300 installed in the front side of the nozzle housing.
 * Preliminary performance data.

Copyright © 2024 Hunter Industries Inc. Hunter, the Hunter logo, and other marks are trademarks of Hunter Industries Inc., registered in the U.S. and certain other countries.

<https://www.hunterindustries.com/en-metric/irrigation-product/golf-rotors/gt-880>
 061924