

STREAM NOZZLES

Prevent runoff for slope, groundcover, and shrub applications with the low precipitation rate of these adjustable arc stream nozzles.




KEY BENEFITS

- Low application rate to avoid runoff
- Ideal for slopes, ground cover, and shrub applications
- Multiple streams provide even coverage
- Adjustable arc from 25° to 360° for design flexibility

OPERATING SPECIFICATIONS




- Recommended operating pressure: 2.1 bar; 210 kPa
- Pair with Pro-Spray PRS30 pop-up for pressure regulation to 2.1 bar; 210 kPa
- Warranty period: 2 years

MODEL S-8A STREAM SPRAY NOZZLE PERFORMANCE DATA

Arc	Pressure		Radius m	Flow		Precip mm/hr	
	bar	kPa		m ³ /hr	l/min	■	▲
90° 	1.0	100	2.1	0.05	0.9	49	57
	1.5	150	2.2	0.07	1.1	55	63
	2.1	210	2.4	0.09	1.4	58	67
	2.5	250	2.6	0.10	1.6	57	66
	3.0	300	2.7	0.12	2.0	66	76
180° 	1.0	100	2.1	0.12	1.9	52	60
	1.5	150	2.2	0.13	2.1	52	60
	2.1	210	2.4	0.14	2.3	48	55
	2.5	250	2.6	0.15	2.4	43	49
	3.0	300	2.7	0.15	2.5	41	48
360° 	1.0	100	2.1	0.24	4.0	54	63
	1.5	150	2.2	0.25	4.2	52	60
	2.1	210	2.4	0.26	4.4	46	53
	2.5	250	2.6	0.27	4.5	40	46
	3.0	300	2.7	0.28	4.6	38	44

Bold = Recommended pressure

MODEL S-16A STREAM SPRAY NOZZLE PERFORMANCE DATA

Arc	Pressure		Radius m	Flow		Precip mm/hr	
	bar	kPa		m ³ /hr	l/min	■	▲
90° 	1.0	100	4.3	0.08	1.4	18	21
	1.5	150	4.6	0.10	1.6	18	21
	2.1	210	5.0	0.11	1.9	18	21
	2.5	250	5.3	0.12	2.1	18	21
	3.0	300	5.5	0.13	2.2	17	20
180° 	1.0	100	4.3	0.14	2.3	15	17
	1.5	150	4.6	0.17	2.8	16	18
	2.1	210	5.0	0.20	3.4	16	19
	2.5	250	5.3	0.23	3.8	16	19
	3.0	300	5.5	0.24	4.0	16	18
360° 	1.0	100	4.3	0.23	3.9	13	15
	1.5	150	4.6	0.30	5.0	14	16
	2.1	210	5.0	0.38	6.3	15	17
	2.5	250	5.3	0.43	7.2	15	18
	3.0	300	5.5	0.45	7.5	15	17

Bold = Recommended pressure



S-8A
Radius: 2.1 m to 2.6 m



S-16A
Radius: 4.3 m to 5.3 m

S-8A

