







STREAM NOZZLES

FEATURES

- Adjustable Arc from 25°-360°
- Offered in 2 adjustable radius options
- Lower application rate to avoid runoff
- Multiple streams provide even coverage

MODEL S-8A STREAM SPRAY NOZZLE PERFORMANCE DATA						
Arc S-8A	Pressure PSI	Radius ft.	Flow GPM	Precip in/hr		
				■	▲	
90° 	20	7	0.29	2.28	2.63	
	25	8	0.32	1.93	2.22	
	30	8	0.38	2.11	2.43	
	35	8	0.41	2.29	2.64	
	40	9	0.54	1.95	2.25	
180° 	20	7	0.54	2.12	2.45	
	25	8	0.57	1.71	1.98	
	30	8	0.60	1.80	2.08	
	35	8	0.63	1.89	2.19	
	40	9	0.66	1.57	1.81	
360° 	20	7	1.08	2.12	2.45	
	25	8	1.11	1.67	1.93	
	30	8	1.15	1.73	2.00	
	35	8	1.18	1.77	2.05	
	40	9	1.22	1.45	1.67	

Bold = Recommended pressure

MODEL S-16A STREAM SPRAY NOZZLE PERFORMANCE DATA						
Arc S-16A	Pressure PSI	Radius ft.	Flow GPM	Precip in/hr		
				■	▲	
90° 	20	15	0.40	0.68	0.79	
	25	16	0.46	0.69	0.80	
	30	16	0.50	0.75	0.87	
	35	17	0.54	0.72	0.83	
	40	18	0.57	0.68	0.78	
180° 	20	15	0.67	0.57	0.66	
	25	16	0.80	0.60	0.69	
	30	16	0.88	0.66	0.76	
	35	17	0.97	0.65	0.75	
	40	18	1.04	0.62	0.71	
360° 	20	15	1.19	0.51	0.59	
	25	16	1.46	0.55	0.63	
	30	16	1.66	0.62	0.72	
	35	17	1.82	0.61	0.70	
	40	18	1.99	0.59	0.68	

Bold = Recommended pressure

STREAM NOZZLES



S-8A
7' to 9'



S-16A
15' to 18'

S-8A

