



SHORT RADIUS NOZZLES

FEATURES

- Specifically designed for controlled irrigation of close-in spaces
- Built to last in harsh conditions
- Available in 2', 4' and 6' radius versions



SHORT RADIUS NOZZLES PERFORMANCE DATA

● Lt. Brown

Arc	Pressure PSI	Position	Radius ft.	Flow GPM	Precip in/hr	
					■	▲
90° 	20	2Q	2	0.09	8.66	10.0
	25		2	0.10	9.63	11.11
	30		2	0.11	10.59	12.23
	35		2	0.12	11.55	13.34
	40		2	0.14	13.48	15.56
180° 	20	2H	2	0.12	5.78	6.67
	25		2	0.14	6.74	7.78
	30		2	0.16	7.70	8.89
	35		2	0.18	8.66	10.0
	40		2	0.18	8.66	10.0



SHORT RADIUS NOZZLES PERFORMANCE DATA

● Lt. Green

Arc	Pressure PSI	Position	Radius ft.	Flow GPM	Precip in/hr	
					■	▲
90° 	20	4Q	4	0.20	4.81	5.56
	25		4	0.22	5.29	6.11
	30		4	0.22	5.29	6.11
	35		4	0.24	5.78	6.67
	40		4	0.24	5.78	6.67
180° 	20	4H	4	0.41	4.93	5.70
	25		4	0.43	5.17	5.97
	30		4	0.44	5.29	6.11
	35		4	0.46	5.53	6.39
	40		4	0.46	5.53	6.39

SHORT RADIUS NOZZLES PERFORMANCE DATA

● Lt. Blue

Arc	Pressure PSI	Position	Radius ft.	Flow GPM	Precip in/hr	
					■	▲
90° 	20	6Q	6	0.47	5.03	5.80
	25		6	0.49	5.24	6.05
	30		6	0.51	5.45	6.30
	35		6	0.52	5.56	6.42
	40		6	0.52	5.56	6.42
180° 	20	6H	6	0.95	5.08	5.87
	25		6	0.97	5.19	5.99
	30		6	0.98	5.24	6.05
	35		6	0.99	5.29	6.11
	40		6	1.00	5.35	6.17

Bold = Recommended pressure



2Q
Radius: 2'



2H
Radius: 2'



4Q
Radius: 4'



4H
Radius: 4'



6Q
Radius: 6'



6H
Radius: 6'

NOZZLES