LEGEND

1. HUNTER ROTOR (I-25-06), NOZZLE AND CAP PER PLAN
2. FINISHED GRADE
3. ADJACENT LANDSCAPE
4. LATERAL PIPE PER PLAN
5. LATERAL FITTING PER PLAN
6. PREMANUFACTURED SWING ARM (HUNTER HSJ OR PER PLAN)

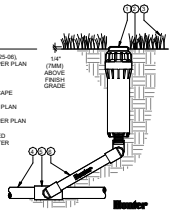

R.I-25.05 POP-UP ROTOR (I-25-06) WITH RIGID SWING ARM (HSJ)
1 1 : 5

LEGEND

1. HUNTER ROTOR (I-25-06), NOZZLE AND CAP PER PLAN
2. FINISHED GRADE
3. ADJACENT LANDSCAPE
4. LATERAL PIPE PER PLAN
5. LATERAL FITTING PER PLAN
6. FIELD-BUILT SWING ARM

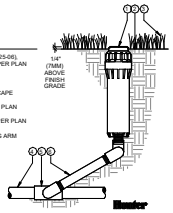

R.I-25.06 POP-UP ROTOR (I-25-06) WITH RIGID SWING ARM
2 1 : 5

LEGEND

1. HUNTER ROTOR (I-25-06), NOZZLE AND CAP PER PLAN
2. FINISHED GRADE
3. ADJACENT LANDSCAPE
4. LATERAL PIPE PER PLAN
5. LATERAL FITTING PER PLAN
6. PRE-MANUFACTURED SWING ARM (HUNTER HSJ OR PER PLAN)
7. STABILIZER FLANGE (MODEL #222700)

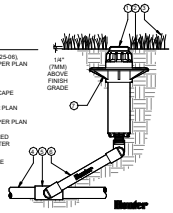

R.I-25.08 POP-UP ROTOR (I-25-06) WITH RIGID SWING ARM (HSJ) AND STABILIZER FLANGE
3 1 : 5

LEGEND

1. HUNTER ROTOR (I-25-06), NOZZLE AND CAP PER PLAN
2. FINISHED GRADE
3. ADJACENT LANDSCAPE
4. LATERAL PIPE PER PLAN
5. LATERAL FITTING PER PLAN
6. FIELD-BUILT SWING ARM
7. STABILIZER FLANGE (MODEL #222700)

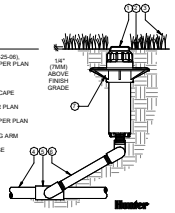

R.I-25.07 POP-UP ROTOR (I-25-06) WITH RIGID SWING ARM AND STABILIZER FLANGE
4 1 : 5

https://www.hunterindustries.com/

No.	Description	Date

Hunter Industries

ROTORS

I-25-06

Project Number	I-25-06
Date	25 Oct 2019
Drawn By	Hunter
Checked By	Hunter

I-25-06

Scale	1 : 5

25-Oct-19 5:34:08 PM