

**SET TIME**  
Change time of day to 1:45 P.M.

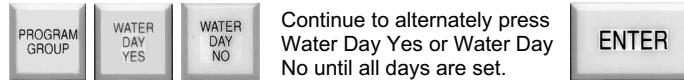


Press AM/PM key to change between A.M. and P.M.

**SET SCHEDULE**  
Change the schedule length to 7 days, day in schedule to #3, and time of day change to 8:00 P.M.



**SET PROGRAM SCHEDULE**  
Develop a schedule operating every other day on Program #1.



**SET START TIME**  
Place a 1:45 A.M. start time in Program #2, Start Time #1.

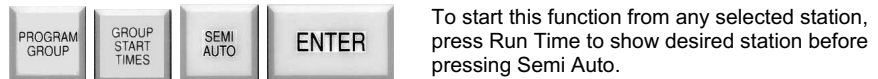


To place up to 3 more Start and End times in the program, repeat these steps beginning with the START key. Press ENTER after placing each time in the display.

**SET RUN TIME**  
Place a run time of 11 minutes on Program #2, Start Time #1, Station #2.



**SEMI AUTO START**  
Start Program #1, Start Time #1.

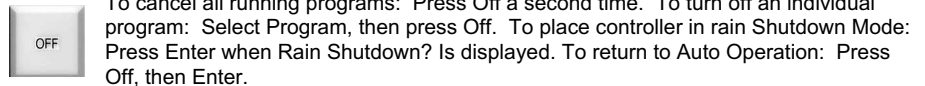


To start this function from any selected station, press Run Time to show desired station before pressing Semi Auto.

**MANUAL START**  
Activate Station #1 for 5 minutes with pump start.



**SHUT DOWN**  
Turn off all irrigation, or individual programs.



To cancel all running programs: Press Off a second time. To turn off an individual program: Select Program, then press Off. To place controller in rain Shutdown Mode: Press Enter when Rain Shutdown? Is displayed. To return to Auto Operation: Press Off, then Enter.

### GLOBAL OPTIONS (when time is displayed, press Option)

- |   |                        |   |
|---|------------------------|---|
| 1 | <b>FC Info</b>         | Displays billboard of current controller configuration.                               |
| 2 | <b>Edit Decoders</b>   | Assigns decoder addresses and power factors to stations in a Viking field controller. |
| 3 | <b>FC Address</b>      | Assigns field controller address (1-999) for use with Genesis Central.                |
| 4 | <b>MR Run Time</b>     | Sets default run time for maintenance radio station starts.                           |
| 5 | <b>MR Pump</b>         | Selects whether pump will be activated for maintenance radio station starts.          |
| 6 | <b>Xmit Test</b>       | Turns on radio test tone for 5 seconds.   |
| 7 | <b>Default Program</b> | Configures controller to install the default programs after a cold start.             |

### DISPLAY SYMBOLS

- |                |                               |
|----------------|-------------------------------|
| <b>A/P</b>     | Auto Program                  |
| <b>M/P Seq</b> | Manual Program (sequential)   |
| <b>S/P</b>     | Semi Auto Program             |
| <b>M/P Sim</b> | Manual Program (simultaneous) |
| <b>E</b>       | End Time                      |
| <b>Y</b>       | Irrigation Days               |
| <b>Tot</b>     | Total Time                    |
| <b>P</b>       | Program                       |
| <b>T</b>       | Start Time                    |
| <b>S</b>       | Station                       |
| <b>S</b>       | Minutes:Seconds mode          |
| <b>M</b>       | Hours:Minutes mode            |
| <b>N</b>       | Non-Irrigation Days           |
| <b>MR</b>      | Maintenance Radio             |
| <b>Xmit</b>    | Radio Transmit Test           |

### PROGRAM OPTIONS (Press Program, Program #, then Options)

- |   |                               |   |
|---|-------------------------------|---|
| 1 | <b>Cluster</b>                | Sets all or a range of station Run Times within a Program/Start to the same Run Time.   |
| 2 | <b>Copy</b>                   | Copies Run Times, within a program, from one Start to another.  |
| 3 | <b>Minutes/Secs</b>           | Changes time mode within a Program/Start from hours:minutes to minutes:seconds.   |
| 4 | <b>Scale</b>                  | Increases or decreases Run Times from 1 to 512% within a Program/Start.   |
| 5 | <b>Cycles</b>                 | Defines number of Program/Start repetitions. A setting of zero causes continuous operation until it reaches an End Time or until you press OFF. |
| 6 | <b>Cycle Delay</b>            | Sets the length of time between cycle repetitions.  |
| 7 | <b>Program Classification</b> | Governs Program/Start activation: Independent, Couple or Master Couple.   |
| 8 | <b>Pump</b>                   | Selects whether or not the pump will be activated during irrigation within a program.   |
| 9 | <b>Skip Days</b>              | Turns off selected Program(s) for a period of time (1-999 days).  |

### Example of Display during irrigation cycle

