

# X2™ QUICK PROGRAMMING GUIDE



## CONTROLS



Set Current Date    Set Current Time

Turn Dial to DATE/TIME



## MANUAL WATERING

Run a Program

Turn Dial to RUN, Press and Hold Right Arrow



Run a Single Station

Turn Dial to MANUAL, Set RUN TIME,  
Turn Dial to RUN



## ADD WI-FI



<https://hunter.direct/WAND>

## PROGRAMMING OVERVIEW

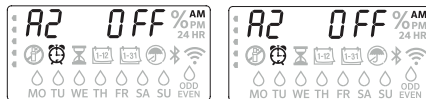
### 1 Select a Program

Press PROGRAM (PRG) button to choose program A, B, or C for setup



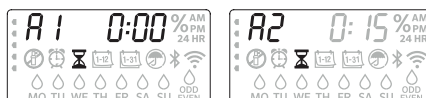
### 2 Set Watering Start Times

Turn Dial to START TIMES



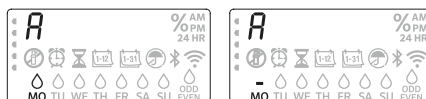
### 3 Set Station Run Times

Turn Dial to RUN TIMES



### 4 Set Watering Days

Turn Dial to WATER DAYS



Circle = Velcro

# X2 WATERING SCHEDULE



**PROGRAM A    PROGRAM B    PROGRAM C**

| DAYS OF THE WEEK     | M | T | W | T | F | S | S | M | T | W | T | F | S | S | M | T | W | T | F | S | S |
|----------------------|---|---|---|---|---|---|---|---|---|---|---|---|---|---|---|---|---|---|---|---|---|
| INTERVAL OR ODD/EVEN |   |   |   |   |   |   |   |   |   |   |   |   |   |   |   |   |   |   |   |   |   |
| NON-WATER DAYS       |   |   |   |   |   |   |   |   |   |   |   |   |   |   |   |   |   |   |   |   |   |
| PROGRAM START TIMES  | 1 |   |   |   |   |   |   |   |   |   |   |   |   |   |   |   |   |   |   |   |   |
|                      | 2 |   |   |   |   |   |   |   |   |   |   |   |   |   |   |   |   |   |   |   |   |
|                      | 3 |   |   |   |   |   |   |   |   |   |   |   |   |   |   |   |   |   |   |   |   |
|                      | 4 |   |   |   |   |   |   |   |   |   |   |   |   |   |   |   |   |   |   |   |   |

**A program is a watering schedule that includes a start time(s), run time(s), and water day(s).  
 A start time is the time of day the stations in the program start watering.  
 A run time is the watering length per station (zone).  
 One start time is needed to run the entire program.**

| STATION | LOCATION | STATION RUN TIME | STATION RUN TIME | STATION RUN TIME |
|---------|----------|------------------|------------------|------------------|
| 1       |          |                  |                  |                  |
| 2       |          |                  |                  |                  |
| 3       |          |                  |                  |                  |
| 4       |          |                  |                  |                  |
| 5       |          |                  |                  |                  |
| 6       |          |                  |                  |                  |
| 7       |          |                  |                  |                  |
| 8       |          |                  |                  |                  |
| 9       |          |                  |                  |                  |
| 10      |          |                  |                  |                  |
| 11      |          |                  |                  |                  |
| 12      |          |                  |                  |                  |
| 13      |          |                  |                  |                  |
| 14      |          |                  |                  |                  |



<https://hunter.direct/X2help>

Dieline