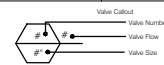


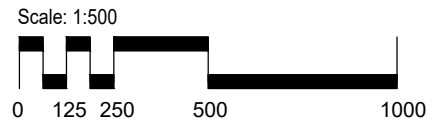
# VALVE IDENTIFICATION GUIDE

SYMBOL	MANUFACTURER/MODEL/DESCRIPTION	QTY	kPa	l/min	RADIUS	DETAIL
⊙	Hunter I-50-06-SS Turf Rotor, 15 cm Pop-Up. Adjustable to Full Circle. Drain Check Valve, Stainless Steel Riser, 25 mm Female NPT Inlet Threads, Standard Nozzle.	8	551.6	104.9	19.7 m	
⊙	Hunter I-50-06-SS-ON Turf Rotor, 15 cm Pop-Up. Adjustable to Full Circle. Drain Check Valve, Stainless Steel Riser, 25 mm Female NPT Inlet Threads, Dual Opposing Nozzle.	1	551.6	117.0	20.8 m	
SYMBOL	MANUFACTURER/MODEL/DESCRIPTION	QTY				
⊕	Hunter ICV-G 40mm 25 mm, 40 mm, 50 mm, and 80 mm Plastic Electric Remote Control Valves, Globe Configuration, with NPT Threaded Inlet/Outlet, for Commercial/Municipal Use.	1				
⊕	Hunter ICV-G 50mm 25 mm, 40 mm, 50 mm, and 80 mm Plastic Electric Remote Control Valves, Globe Configuration, with NPT Threaded Inlet/Outlet, for Commercial/Municipal Use.	4				
A2C-75D-SS	Hunter A2C-75D-SS 75-Station Decoder controller in a stainless steel wall mount enclosure.	1				
M	Water Meter 50mm	1				
---	Irrigation Lateral Line: PVC Class 200 SDR 21 40	115.0 m				
---	Irrigation Lateral Line: PVC Class 200 SDR 21 50	443.5 m				
---	Irrigation Lateral Line: PVC Class 200 SDR 21 80	44.5 m				
---	Irrigation Mainline: PVC Schedule 40 80	227.8 m				

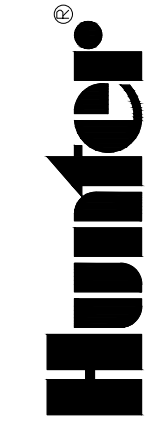


# IRRIGATION LEGEND

SYMBOL	MANUFACTURER/MODEL/DESCRIPTION	QTY	kPa	l/min
⊙	Hunter I-50-06-SS Turf Rotor, 15 cm Pop-Up. Adjustable to Full Circle. Drain Check Valve, Stainless Steel Riser, 25 mm Female NPT Inlet Threads, Standard Nozzle.	8	551.6	104.9
⊙	Hunter I-50-06-SS-ON Turf Rotor, 15 cm Pop-Up. Adjustable to Full Circle. Drain Check Valve, Stainless Steel Riser, 25 mm Female NPT Inlet Threads, Dual Opposing Nozzle.	1	551.6	117.0



TECHNICAL ASSISTANCE  
1-800-319-4796  
WWW.HUNTERINDUSTRIES.COM



GRASS TENNIS (METRIC)  
I-50 ROTOR  
NON-LOOPED MAIN LINE LAYOUT

HUNTER INDUSTRIES  
1940 DIAMOND STREET  
SAN MARCOS, CALIFORNIA 92078

SHEET  
1 of 2

Hunter Industries offers this plan as a general guide for estimating purposes and offers no indemnity, expressed or implied, for projects installed from this plan. Consult a qualified irrigation designer to account for system and site variables.